



FOOD  
PREPARATION



## HOBART HS SERIES HEAVY-DUTY SLICERS

Precision and performance that help you create amazing food.

**HOBART**







# HOBART HS SERIES HEAVY-DUTY SLICERS

Consistent and precision  
slicing—every single time.

Hobart HS Series slicers make light work of your heaviest-duty meat, cheese or vegetable slicing tasks. They're loaded with exclusive features that add convenience and simplicity to your day—giving you more time to create amazing food. Combine them with the trusted performance and long life of a Hobart product, and you'll save money year after year.



**Top-mounted Borazon® sharpening system** ⭐💧📏!👉

Single action sharpens and hones in 15 seconds, and it's dishwasher safe.

**13" CleanCut™ knife with cobalt edge** ⭐📏

Stainless-steel, cobalt-edged knife stays sharp longer and lasts 2 – 3x longer than carbon-steel knives on the market.

**Zero knife exposure** !⭐

Operator is protected while sharpening and cleaning.

**Gauge plate interlock (GPI)** !

Gauge plate must be closed and product tray in home position before the carriage arm can be removed.

**Sanitary one-piece base** 💧

One-piece design has fewer crevices where bacteria may grow—available in burnished or anodized finish.

**30-second shut-off** !

Slicer automatically shuts off after 30 seconds of non-use.

**Variable-speed automatic product carriage** 📏👉

Four stroke speeds and three stroke lengths handle a wide variety of products.

**Lift assist** 💧👉

Makes it easy to clean underneath the slicer, saving time.

**Magnetically secured knife cover** !👉

No loose or moving parts make operation easier.

**Patented removable ring guard cover** ⭐💧!

Prevents debris buildup and provides extra protection for the operator.

**Removable meat grip assembly** 💧👉

Opens for unobstructed loading and removes for easy cleaning.

**Close to stop** !

Slicer turns off when gauge plate is closed.

**Patented removable knife** ⭐💧!

Removes easily and cleans in sink or dishwasher.

**Exclusive tilting, removable carriage** ⭐💧👉

Makes it easy to keep slicer clean and sanitary.

**1/2 H.P. knife drive motor** 📏


The industry-leading power you need to slice cheese and meat with no shredding.

**Home to start** !

Slicer won't turn on until the carriage is in home position.

**No volt release (NVR)** !

Ensures slicer will not automatically turn back on if power is lost.



**Model shown: HS9**

Features for other HS Series models may vary.

## Hobart Ownership Benefits



Hobart  
Exclusive  
Benefits



Sanitation &  
Cleaning



Performance



Operator  
Assurance

























Ease of Use

Picking the right slicer for your needs is important. >>>  
See the back page to find which slicer has the  
features that are the best match for your kitchen.

## The right features to fit your kitchen

Heavy-duty, all-day performance lets you create great food without limitations.

All of our slicers are designed to handle meats, cheeses and vegetables.

	Daily Usage	Cheese Slicing	Blade Size	Motor	Base Construction	Removable Blade	Auto Slicing	Auto Shut-off (30 seconds)	Slice Thickness	Cutting Capacity (Width/Diameter)	No Volt Release (NVR)	Home To Start	Close To Stop	Auto Off	Gauge Plate Interlock	
HS SERIES HEAVY-DUTY SLICERS																
HS9	 4 or More Hours		13" Cobalt	1/2 H.P.	Anodized Aluminum				1"	12"/7.5"						
HS9N																
HS8																
HS8N																
HS7					Burnished Aluminum											
HS7N																
HS6																
HS6N																
EDGE SERIES SLICERS (See Edge Series brochure for more information.)																
EDGE 13A	 2-4 Hours		13" Carbon Steel	1/2 H.P.	Anodized Aluminum				9/16"	9.5"/8"						
EDGE 13			13" Carbon Steel							9.5"/8"						
EDGE 12			12" Carbon Steel							10"/8.25"						



www.hobartcorp.com  
1-888-4HOBART (1-888-446-2278)  
1-937-332-3000

Hobart  
701 S. Ridge Ave.  
Troy, Ohio 45374

**ITW** FOOD EQUIPMENT GROUP