



NITRON

Countertop Cold Draft Dispenser

From pour to pour, serve Cold Brew and Nitro Coffee consistently without sacrificing quality

Great Design

Keg Free – Achieve a nitro infusion with no kegs to change-out, store, clean or sanitize! Uses one gallon concentrate BIBs or caddy packs that staff are already familiar with and each BIB yields 5 to 33 gallons of finished drinks.

Artful Styling – Chrome-plated brass tap handles and customizable LED-lighted door graphics create a unique look to catch consumers' attention.

Two beverages from a Narrow Footprint – Offer two different Cold Brew or Iced Coffees, Standard or Nitro from one slim, 10-inch wide countertop design.

Quality in the Cup

The Nitro Coffee Experience – No milk or sugar needed! The BUNN exclusive in-line gas infuser produces up to 3 minutes* of cascading micro-bubbles, resulting in a nitro cold brew crowned with a smooth, silky, stout-like head that tastes distinctively creamy with a velvety soft mouthfeel.

Proven Technology – Leveraging our consistent and reliable High Intensity® mixing chamber assures a perfectly blended finished beverage, from cup-to-cup.

*Results based on product concentrate used



NITRON

Countertop Cold Draft Dispenser

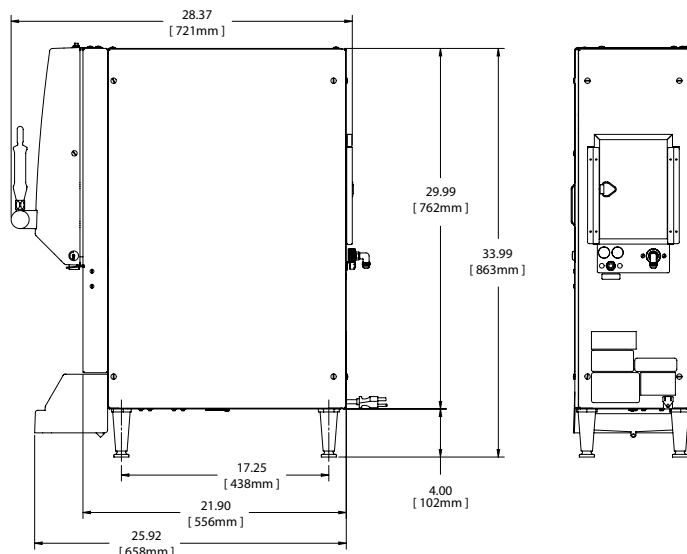
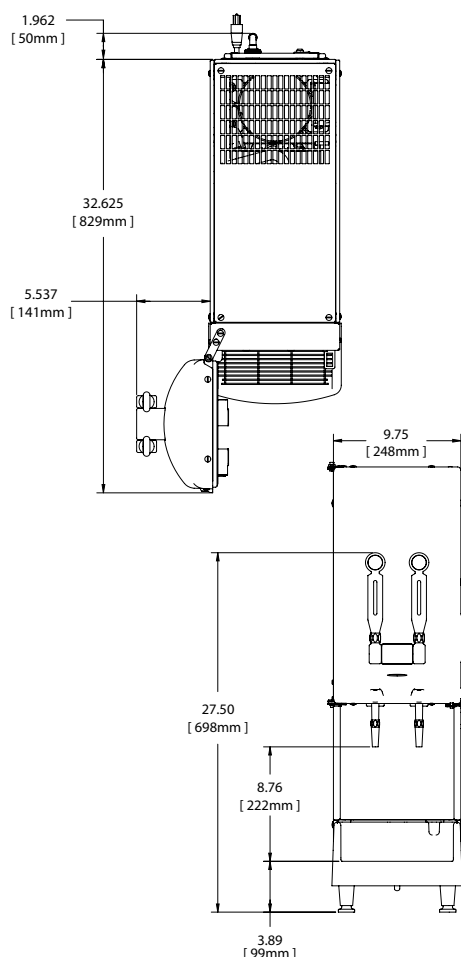
10" W x 28.4" D x 34" H
(254mm W x 721mm D x 863mm H)





Capacity: 7.5 gallons per hour before exceeding 41°F
(75°F incoming water)



Technical Data

MATERIAL	Metal Housing and Stainless Steel
FLOW RATE	1.0oz - 1.5oz per second
GAS	Food-Grade Nitrogen Required
VENTILATION	6" Back and top
MINIMUM WATER INLET PRESSURE	30 PSI
MAXIMUM WATER INLET PRESSURE	90 PSI
WATER SUPPLY CONNECTION	3/8" MFL
N ₂ GAS INPUT CONNECTION	1/4" Male Flare Bulkhead
MINIMUM N ₂ INLET PRESSURE	120 PSI
MAXIMUM N ₂ INLET PRESSURE	130 PSI
HIGH PRESSURE N ₂ REGULATOR (54060.0000 required for tanks, sold separately)	125 PSI Pressure Output
ICE BANK	8 lbs



DESCRIPTION			CAPACITY		ELECTRICAL						SHIPPING	AGENCY
Product #	Model Product Ratio	Finish	Gal/hr	Volts	Amps	Watts	Hertz	Phase	Plug	Cord Attached	Shipping Weight	
51600.6000	Nitron 4:1 - 12:1	Black/SS	7.5	120	4.5	540	60	1	NEMA 5-15p	Yes	101lbs (45.8kg)	 
51600.6011	Dual Nitron 4:1 - 12:1	Black/SS	7.5	120	4.5	540	60	1	NEMA 5-15p	Yes	101 bs (45.8kg)	 

*Pricing subject to change

BUNN® reserves the right to change specifications and product design without notice. Such revisions do not entitle the buyer to corresponding changes, improvements, additions, or replacements for previously purchased equipment. For most current specifications and other info visit bunn.com.

Plumbing: 30-90 PSI. Machine supplied with 3/8" male flare fitting.